


Instructions Fancy-work Peel-offs

What you need: • Fancy-work Peel-offs + card
• Pricking pen + pricking mat • Needle + thread + tape




Step 1:

Stick the peel off onto a piece of paper.




Step 2:

Prick the dots through with a pricking tool, use a pricking mat underneath.



Step 3:

Take a single or double thread in your needle and fasten it on the back with a piece of tape.



Step 4:

Prick from the back to the front embroidering your pattern.



Step 5:

Prick from the front to the back using a second dot.



Step 6:

Finished result.